


ENG. SW

	EG	E
OFF	⊖	⊕
ON		

WIRE

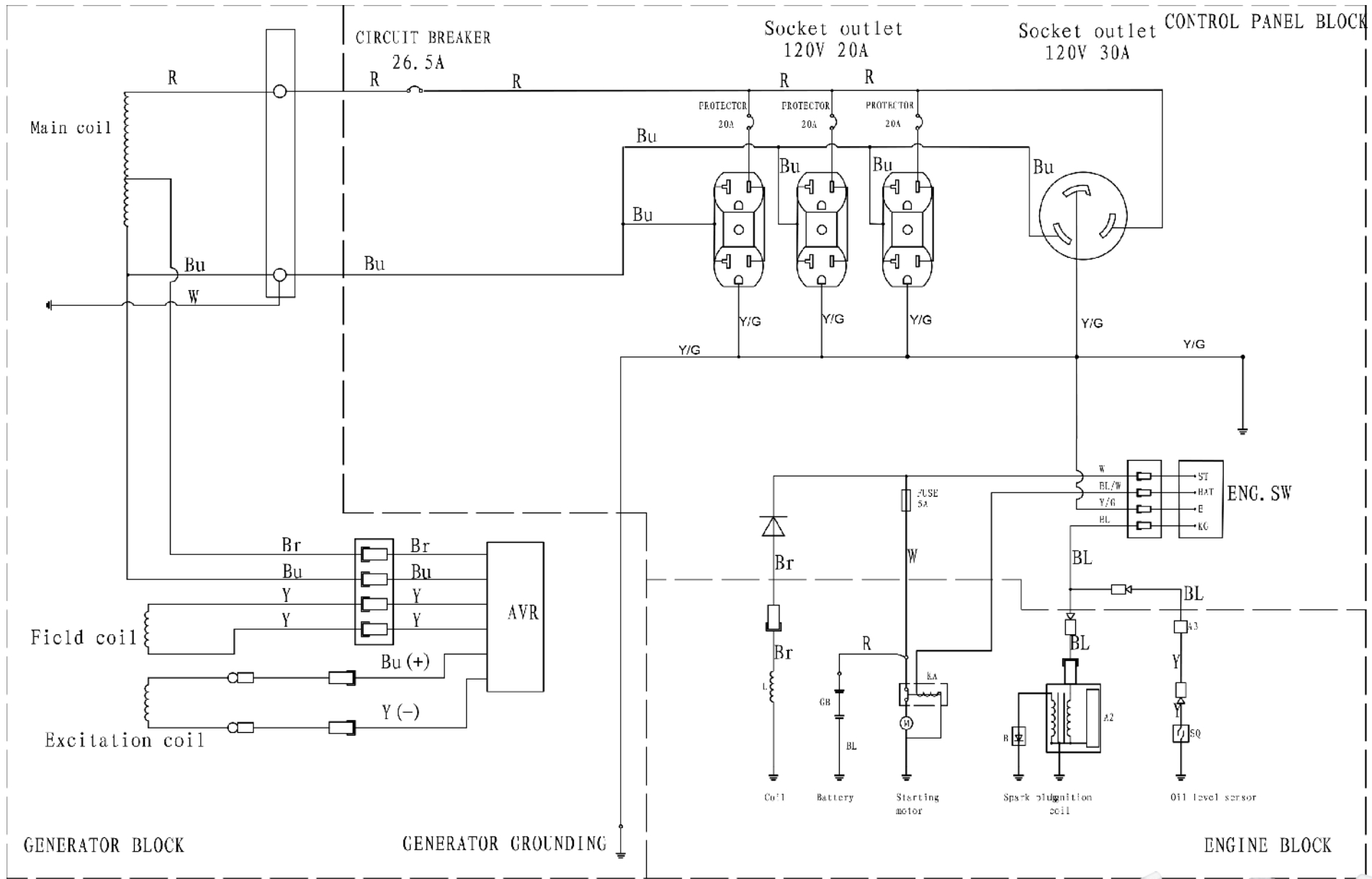
BL	Black	R	Red
Y	Yellow	W	White
BU	Blue	Br	Brown
G	Green		



# ES-4100 Portable Generator Wiring Diagram

FOR DOWNLOADABLE MANUALS, WIRING DIAGRAMS, ONLINE WARRANTY REGISTRATION, PARTS ORDERS AND MORE, VISIT

# LIFANPOWERUSA.COM




ENG. SW

	EG	E	BAT	ST
OFF	⊖	⊖		
ON				
START			⊖	⊖

WIRE

BL	Black	R	Red
Y	Yellow	W	White
BU	Blue	Br	Brown
G	Green		



## ES-4100E Portable Generator Wiring Diagram

FOR DOWNLOADABLE MANUALS, WIRING DIAGRAMS, ONLINE WARRANTY REGISTRATION, PARTS ORDERS AND MORE, VISIT

**LIFANPOWERUSA.COM**